



# Y10 REVISION PLANNER 2026

## Advice from Y11 Students

Sleep well, eat  
healthy food,  
exercise

Start revising  
as soon as  
possible

If you plan when  
you'll revise,  
you're more likely  
to do it.

Revise in an  
uncluttered space  
without distractions

Team up with  
a revision  
buddy

Plan reward  
activities for getting  
revision done.

# Y10 Mocks Check-in



MOCKS Wellbeing Checks	Review
I have a healthy sleep pattern	☹️ 😐 😊
I eat healthy food and drink enough water	☹️ 😐 😊
I plan downtime/social/exercise activities	☹️ 😐 😊
I have a calm space to revise in	☹️ 😐 😊

GCSE Wellbeing strategies to focus on

MOCKS Revision Checks	Review
I am good at scheduling my time to complete tasks	☹️ 😐 😊
I am able study well by myself	☹️ 😐 😊
I know which subjects I need to prioritise in revising	☹️ 😐 😊
I have the revision resources I need to revise	☹️ 😐 😊
I know where to access practice questions	☹️ 😐 😊
I know effective revision strategies to help me to remember and recall key information.	☹️ 😐 😊

MOCKS Revision strategies to focus on

# Kind <sup>TO</sup> YOUR Mind



## Your family can support you in following ways:

- Display your exam timetable in a common space
- Check you have the revision resources and stationary that you need
- Organise a quiet uncluttered space to revise without distractions
- Plan healthy meals and eat together when possible
- Plan downtime activities away from screens
- Stay connected to friends and family
- Agree an appropriate time to go to bed to achieve a regular sleep pattern



## Meditation & Prayer

Becoming aware of the silence  
Relaxing your shoulders  
Sense how the chair supports you  
Open your hands and let them rest  
Feel the ground supporting your feet

Slowing down breathing. Slowing down thoughts.

As your mind wanders  
Notice the thought  
Bringing focus back  
to the breath  
Feeling calm and refreshed

‘Let us do  
our best  
and ask God  
to do the rest.’

St Julie Billart



# Top 6 Revision Strategies

## Why These Work:

To make something memorable, our brain has to engage with it and think hard about it. These strategies provide achievable challenge in bite-size chunks.



## 1 Flashcards

**What it is:** Use flashcards to self test yourself.

**How to do it:**

1. Write a question on the front of the card and the answer on the back.
2. Quiz yourself regularly. Little but often.

**POWER UP** ⚡ Put the cards you get wrong into a priority pile and retest later



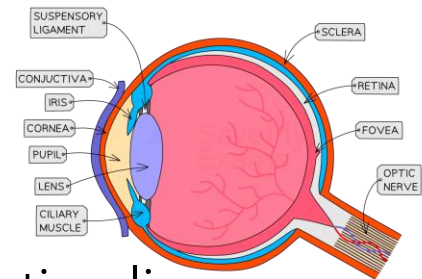
## 2 Draw a Diagram

**What it is:** Recreate notes or learning as diagrams, mindmaps, processes, or timelines

**How to do it:**

1. Look at your topic booklet or notes.
2. Recreate it as a diagram such as a mindmap, process, or timeline
3. Combine words and visuals (such as colours, symbols and pictures)
4. It doesn't have to be perfectly neat!

**POWER UP** ⚡ At a later time, cover it up and draw again but from memory.



### ③ Brain Dump

**What it is:** Write everything you remember about a topic without your notes/booklet.

**How to do it:**

1. Write the topic name at the top of a blank page.
2. Spend 5-10 minutes writing everything you can remember.
3. Compare this 'brain dump' with your notes/booklet
4. Add missing information in a different colour pen.

**POWER UP** ⚡ Repeat later, can you beat your first brain dump? Add the date to every Brain Dump attempt So you can track your progress.



### ④ Recommended Apps & Sites

**What it is:** Use a website/app that your teachers recommend. Eg. MyMaths or SENECA

**How to do it:**

1. Log in to the website/app
2. Identify the correct topics that you most need to revise
3. Engage with the tasks set by the app/site

**POWER UP** ⚡ Repeat often, in short regular bursts.



**BITESIZE**

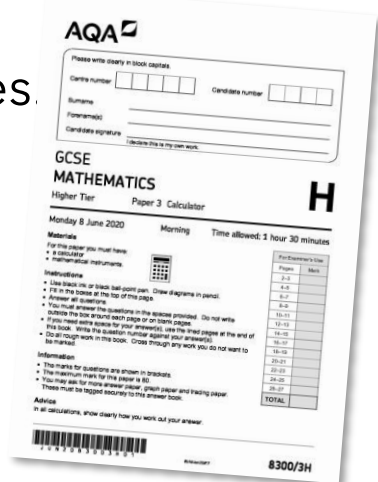
## 5 Practice Questions

**What it is:** Answer exam-style questions from memory before checking your notes.

### How to do it:

1. Use questions from textbooks, worksheets, or past papers.
2. Write a full answer without looking at your notes/booklets
3. If you aren't ready to attempt it without notes, use notes/booklets as a support

**POWER UP** ⚡ Check your work against mark schemes or compare with model answers.



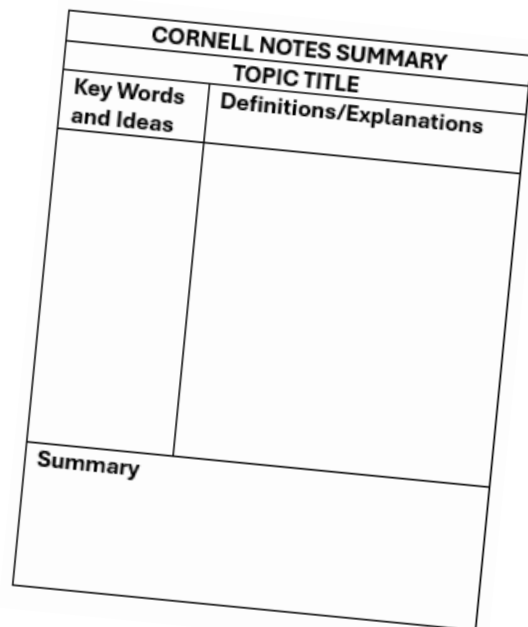
## 6 Cornell Notes

**What it is:** Summarise the topic you are revising using a Cornell Notes layout below.

### How to do it:

1. Divide a page into three sections
2. Left Side: key words/ ideas
3. Right Side: definitions/ explanations
4. Bottom section - summary in your own words
















**POWER UP** ⚡ Once complete, self quiz by covering the right hand column with blank paper and rewriting the definitions/explanations.









## WHERE TO LOOK FOR REVISION AND EXAM ADVICE
















Go to [ndhs.org.uk](https://www.ndhs.org.uk) Click on the Student Menu. Click on Y10. Click a drop down for subject specific advice.







# Monday 20<sup>th</sup> - Sunday 26<sup>th</sup> April

	SCHOOL AM	SCHOOL PM	AFTER SCHOOL	EVENING
MONDAY				  
TUESDAY				  
WEDNESDAY				  
THURSDAY				  
FRIDAY				  
















	MORNING	AFTERNOON	EVENING
SATURDAY			  
SUNDAY			  







# Monday 27<sup>th</sup> April – Sunday 3<sup>rd</sup> May

	SCHOOL AM	SCHOOL PM	AFTER SCHOOL	EVENING
MONDAY				  
TUESDAY				  
WEDNESDAY				  
THURSDAY				  
FRIDAY				  
















	MORNING	AFTERNOON	EVENING
SATURDAY			  
SUNDAY			  







# Monday 4<sup>th</sup> – Sunday 10<sup>th</sup> May

	SCHOOL AM	SCHOOL PM	AFTER SCHOOL	EVENING
MONDAY				  
TUESDAY				  
WEDNESDAY				  
THURSDAY				  
FRIDAY				  
















	MORNING	AFTERNOON	EVENING
SATURDAY			  
SUNDAY			  







# Monday 11<sup>th</sup> – Sunday 17<sup>th</sup> May

	SCHOOL AM	SCHOOL PM	AFTER SCHOOL	EVENING
MONDAY				  
TUESDAY				  
WEDNESDAY				  
THURSDAY				  
FRIDAY				  
















	MORNING	AFTERNOON	EVENING
SATURDAY			  
SUNDAY			  







# Monday 18<sup>th</sup> – Sunday 24<sup>th</sup> May

	SCHOOL AM	SCHOOL PM	AFTER SCHOOL	EVENING
MONDAY				  
TUESDAY				  
WEDNESDAY				  
THURSDAY				  
FRIDAY				  
















	MORNING	AFTERNOON	EVENING
SATURDAY			  
SUNDAY			  







# HALF TERM 25th - 31st May

	MORNING	AFTERNOON	EVENING
MONDAY			  
TUESDAY			  
WEDNESDAY			  
THURSDAY			  
FRIDAY			  
















	MORNING	AFTERNOON	EVENING
SATURDAY			  
SUNDAY			  







# Monday 1st June – Sunday 7th June

	SCHOOL AM	SCHOOL PM	AFTER SCHOOL	EVENING
MONDAY				  
TUESDAY				  
WEDNESDAY				  
THURSDAY				  
FRIDAY				  
















	MORNING	AFTERNOON	EVENING
SATURDAY			  
SUNDAY			  







# Monday 8<sup>th</sup> – Sunday 14<sup>th</sup> June

	SCHOOL AM	SCHOOL PM	AFTER SCHOOL	EVENING
MONDAY				  
TUESDAY				  
WEDNESDAY				  
THURSDAY				  
FRIDAY				  
















	MORNING	AFTERNOON	EVENING
SATURDAY			  
SUNDAY			  

# Monday 15<sup>th</sup> – Sunday 20<sup>th</sup> June

	SCHOOL AM	SCHOOL PM	AFTER SCHOOL	EVENING
MONDAY				  
TUESDAY				  
WEDNESDAY				  
THURSDAY				  
FRIDAY				  

	MORNING	AFTERNOON	EVENING
SATURDAY			  
SUNDAY			  

# Monday 22<sup>nd</sup> – Sunday 28<sup>th</sup> June

	SCHOOL AM	SCHOOL PM	AFTER SCHOOL	EVENING
MONDAY				  
TUESDAY				  
WEDNESDAY				  
THURSDAY				  
FRIDAY				  
SATURDAY				

**YIPPEE!**